

# Little Melton Primary School



School Lane, Little Melton, Norwich, Norfolk NR9 3AD  
Tel: 01603 811446 • Email: [office@littlemelton.norfolk.sch.uk](mailto:office@littlemelton.norfolk.sch.uk)  
Head Teacher: Alex Pritchard



## Newsletter 14th February 2025

Dear Parents,

Children in Snowy Owls enjoyed a super Antarctica Day this week. Amongst other tasks, the children made a 3D floor map to represent the journey and also investigated the equipment and clothing they would need to take with them.

Also in school this week we have all enjoyed using the inflatable Planetarium. Lots of the children have had a session looking at the representation of the night sky inside the dome, and Eagle Owls are looking forward to their Star-Gazing evening shortly after half-term.

Staffing news– Mrs Lee will be returning to school following her maternity leave on Tuesday April 1st and so Mrs Marshall's final day with us will be Monday March 31st. We look forward to welcoming Mrs Lee back into school and are also grateful to Mrs Marshall for all her excellent work while she has been here.

Next week is obviously the half-term holiday. Mrs Bushell as our Science lead would be delighted to receive any pictures of children enjoying the annual Norwich Science Festival which is also next week. Please send any pictures to [MrsBushell@lmp.org.uk](mailto:MrsBushell@lmp.org.uk).

Finally, we have given the children their World Book Day token to take home today ahead of the event in March as sometimes the special free books sell out quickly. Hopefully this will enable all of the children to obtain a book as they appear in the shops.

I hope you all have an enjoyable half-term break.




Barn Owl's Magnet Maze



<https://norwichsciencefestival.co.uk/>











Snowy Owls Gymnastics- February 2025








Barn Owls- Gymnastics





Snowy Owls- Antarctica Day








Eagle Owls  
Gymnastics





Half-term holiday activities with codes!

February 2025




## CHILDREN'S UNIVERSITY CHALLENGES

Welcome to our February Challenge Sheet! This term, we thought we'd join together to celebrate National Nest Box Week by exploring the wonderful world of birds. We've put together a variety of fun and educational activities that will help you learn more about our feathered friends and their habitats. From imagining and creating to cooking and experimenting, there's something for everyone. So, let's spread our wings and dive into these exciting challenges!

First up this term we are turning our attention to Wickhambrook Primary Academy who share weekly challenges on their Dojo page. Following their challenges Mason made a sensory blanket and created a labelled skeleton. Great work Mason!

To be featured in our next Challenge Sheet email [childrensuni@unityspe.co.uk](mailto:childrensuni@unityspe.co.uk) with your story and photo.



1 Learning hour yellow 9567

### Let's imagine

**Humming Birds by Betty Sage**  
I think it is a funny thing  
That some birds whistle, others sing  
The Warbler warbles in his throat.  
The Sparrow only knows one note;  
but he is better off than ,  
for hummingbirds can only hum.

Let's write a poem about birds! You can make your poem rhyme or just write it in your own special way. Here are some ideas to help you get started:

**Use Your Senses:** Write about what you see, hear, and feel when you think about birds.

**Include Actions:** Think about what birds do. Do they sing, fly, build nests, or search for food?

**Add Feelings:** How do birds make you feel? Do they make you happy, excited, or curious? Share your feelings in your poem.

### Let's create

1.5 x Learning hour green 8510



Making a bird feeder is a fun and easy way to help birds in your neighborhood. By giving them food, especially in the cold months when it's hard for them to find enough to eat, you help them stay strong and healthy. Feeding birds helps them have enough energy to build nests and raise their babies. It's a great way to enjoy nature and make a difference for our feathered friends!

### Let's experiment

2 x Learning hours orange 9543

Conduct an experiment to learn about bird behaviour. Set up different types of bird feeders outside, each with different types of food (e.g., seeds, nuts, fruit). Observe which types of food attract the most birds and which types of birds visit each feeder. Record your observations and see if you can identify any patterns.



### Let's cook

1 x Learning hour blue 3766

Birds need energy to build their nests. Make some bird-friendly treats like seed balls or suet cakes. Hang them outside and watch the birds enjoy their feast!

You will need:  
Lard | Muesli | Dried Fruit | Mixed seeds | String

This is a great project which is fun and messy!

Put a blob of lard into a bowl. Add muesli, dried fruit, mixed seeds or mixed bird feed. You should aim for one handful of lard to two handfuls of feed. Then use your hands to mush everything together. Try to push the feed right through the lard until the two are really well mixed. Shape the mixture into a ball. Push your thumbs into the top of the ball and gently break it in half. Add a loop of string in the middle and squish the ball back together. It should make a 'bauble' for the birds!

Hang the fat balls up on a tree or shrub for the birds. And make sure to provide a shallow dish of fresh water too for the birds to drink.

### Let's move

2 x Learning hours orange 2918

Pretend you are a bird getting ready to build a nest for your future family. Birds use all sorts of materials to make their nests cozy and safe. Your mission is to gather materials like sticks, leaves, grass, and any other natural items you can find around your garden or park. Once you have your materials, it's time to get creative and build your very own bird nest!

- 1. Gather Materials:** Take a walk and collect materials that birds might use for their nests. Look for small sticks, dry leaves, grass, feathers, and even bits of moss. Remember to be gentle with nature and only take what you need.
- 2. Plan Your Nest:** Think about where you want to build your nest. Birds often choose safe, hidden spots to protect their eggs and chicks. You can build your nest on the ground, in a tree, or even on a sturdy surface like a table.
- 3. Start Building:** Begin by arranging the sticks in a circular shape to form the base of your nest. Use the leaves and grass to line the inside, making it soft and comfortable. You can use glue or string to help hold the materials together if needed.
- 4. Test the Sturdiness:** Once your nest is complete, gently press on it to see how sturdy it is. Does it hold its shape? Would it be a safe place for bird eggs? If it falls apart, try adding more materials or rearranging them to make it stronger.
- 5. Reflect:** Think about how much effort it took to build your nest. Birds work very hard to create safe homes for their families. This activity helps you understand the dedication and skill birds have when building their nests.

### Contact Details

Email: [childrensuni@unityspe.co.uk](mailto:childrensuni@unityspe.co.uk)

Essex, Norfolk and Suffolk Children's University is hosted by Unity Schools Partnership Education Ltd

Read more on:  
[www.childrensunityspe.co.uk](http://www.childrensunityspe.co.uk)



## Knowledge Organiser Quizzes- Spring Term 1st Half




Snowy Owls- Frozen!

<https://forms.gle/N1rJT5d8qwYuRWvu7>

Barn Owls- Norwich Through the Ages

<https://forms.gle/RBviPxM4rAUoymp58>



Eagle Owls- Earth and Space

<https://forms.gle/qH8z1bhBu1GXuKpQ8>

Prizes in first 'Well Done Assembly' after half-term!




Some useful codes:

Pensthorpe	purple	6889
Gressenhall	green	9146
Castle Museum	yellow	1113
Strumpshaw Fen	red	7914
Blickling	yellow	2594
Trowse Netball Club	red	1289
Swimming	red	2383
Hethersett Rainbows	blue	3822
Hethersett Brownies	purple	zero298
Hethersett Athletic FC	blue	8020
Perfect Performers Dance	yellow	2961
Norwich Swans	green	4508
Norwich Brownies	purple	4276
Central School of Dance	green	9584
LM Karate lessons	purple	8169
Wymondham rugby club	red	7304
Heigham Park FC	red	5207
Triple Threat Drama	purple	7564
Easton Tennis Club	green	7,946
Wham Drama Club	red	9237
Woodside Cubs Group	orange	5659
Hethersett 3rd Guides	purple	5181
Crusaders Rugby	red	7263
Easton Gymnastics	purple	7862
Wymondham Beavers	orange	1073
All Stars/Dynamos Cricket	yellow	6957
LMPS Tennis Club	red	3640
Hethersett Cubs	yellow	6218
Limelight Drama	yellow	2584
Star Dance	green	7236
LMPS Uke	blue	3072



Last date for pre-graduation points is July 5th

Norfolk Ski Centre	red	4435
Norfolk Hoopstars	yellow	2799
Norfolk swim school	blue	1554
East Anglia Tennis & squash club	blue	1085
Gain Fitness Club	yellow	8531
Eska Karate	purple	2944
Norwich Penguins	orange	6120
LMPS Singing	purple	5431
LMPS Chess	yellow	9886
LMPS Boardgames	green	7340
LMPS Mindfulness	green	7814
LMPS TTRS	red	1732
FITC football	purple	6720
Hethersett Beavers	red	6963
Norwich Ballet	purple	4331
UEA Gymnastics	green	7663
David Lloyd Swimming/Let's Play	orange	1923



Please continue to email me for any regular clubs that need a code.

Some useful codes:

Support with emotional wellbeing.

Mrs Plant, our mental health lead, has curated a selection of free and paid for online resources and contacts for children and adults.

These can be found on our school website at:

<http://www.littlemeltonprimaryschool.co.uk/school-information/support-with-emotional-wellbeing/>





Recent or Upcoming Birthdays:

May 5, George W 5, Freddie 7, Hattie 7, Ollie 10,  
Oscar 10, Rufus 11,



Attendance year to date is: 94.59%



(L Love of Learning, M Make it Your Best, P Persevere S Skills for Life)





Owlets: May

Snowy: Josh, Hazel, Elliot I, Erin, Samuel, Wilf, Clara

Barn: Beth, Paisley, Lucas

Eagle: Thomas G, Ted

House Points: Jude 1000

House Points This Term:				
	627	658	620	607

Yours faithfully,

Alex Pritchard, Headteacher.



Friday February 14th– End of Half-Term  
 Monday February 24th– School Re-opens  
 Friday April 4th– End of Spring Term  
 Wednesday April 23rd– School Re-opens for Summer Term  
 Monday May 12th–Thursday May 15th– KS2 SATS  
 Saturday May 17th– May Fair  
 Monday May 26th– Friday May 30th Half Term  
 Tuesday July 22nd– End of Summer Term

Uniform

Any parents wanting to buy uniform can purchase it direct from this website:

<https://www.superstitch86.co.uk/product-category/schoolwear/primary-schools-academies/little-melton-primary-school/>



Nut Free School



A general reminder that we operate a nut-free policy in school for all food. Please be particularly careful with any food provided to celebrate birthdays as some chocolate can include traces of nuts. We do have some children with severe allergies in our school and we obviously want to look after them to the very best of our ability.

**STUDY  
SMART**  
Free Online Courses



**ncfe. | cache**



**Fully Funded  
School  
Support  
Course**

**Available  
in Levels  
1, 2 & 3**

**\*Please go to our website  
for more detailed  
information.**



**6 Week  
Course  
Mon - Fri**

**Daily sessions**

**1st session 9:30 - 11:30am**

**2nd session 12:30 - 2pm**

**[www.studysmartuk.online](http://www.studysmartuk.online)**

Available In the following levels:

Level 1:	CACHE Level 1 Award in Preparing to Work in Schools
	CACHE Level 1 Award in Safeguarding in a Learning Environment
	CACHE Level 1 Certificate in Wellbeing
	Level 1 Occupational Studies for the Workplace
Level 2:	CACHE Level 2 Certificate in Understanding Safeguarding & Prevent
	CACHE Level 2 Certificate in Understanding Challenging Behaviours
Level 3:	Level 3 Certificate in the Principles of Special Educational Needs

Please go to our website address above, for more information.

\*Please take note of the online live webinar sessions that **MUST** be attended to complete this full time 6 week course, and the ESFA's (Education Skills Funding Agency) eligibility criteria.



FEB  
17<sup>TH</sup> - 21<sup>ST</sup>

NEXT THING EDUCATION PRESENTS

9am-  
4pm

FEBRUARY HALF TERM

# TECH CAMP

Ofsted  
Registered

## FEBRUARY CAMPS 2025

£39.99 PER DAY OR £175 FOR 5 DAYS  
FOR BOYS AND GIRLS AGED 5-11

FIND YOUR NEAREST CAMP ON OUR WEBSITE  
[www.nextthing.education](http://www.nextthing.education)

SCAN FOR  
LOCATIONS  
MAP



NEXT THING EDUCATION CAMPS PRESENTS

## FEB HALF TERM 2025

17TH - 21ST FEBRUARY 2025



Coding  
& Robots



Circuitry  
& Inventions



Creative  
Technology



Expert  
Engineers



Media  
Madness

Movie Making | Video Game Design | Robot Coding | STEM Experiments | Engineering

17TH - 21ST FEBRUARY - LIMITED SPACES

AGES 5 - 11 MULTI DAY BOOKING DISCOUNTS!

What Parents Say

"Absolutely Fantastic!  
First time attending &  
my son loved it!"



### HOW TO BOOK

STEP 1

SCAN THE  
QR CODE



STEP 2

FIND YOUR  
NEAREST CAMP



STEP 3

BOOK ONLINE  
SPACES LIMITED



W: [WWW.NEXTTHING.EDUCATION](http://WWW.NEXTTHING.EDUCATION)

E: [INFO@NEXTTHING.EDUCATION](mailto:INFO@NEXTTHING.EDUCATION) T: 01442 873150



**Parent or carer?  
Need advice  
or support?**

**Help is at hand at**  
[www.norfolk.gov.uk/familyhubs](http://www.norfolk.gov.uk/familyhubs) and  
[www.justonenorfolk.nhs.uk/family-hubs](http://www.justonenorfolk.nhs.uk/family-hubs)



Family Hub Help  
Click Here

**There's lots of services working to support families across Norfolk. We're bringing them together in what we're calling Norfolk Family Hubs.**

This means that if you're a parent or carer you can get all the information, advice and support you need, when you need it.

**You can find info on:**

- Parenting
- Pregnancy
- Money and work
- Learning
- Days out and activities and loads more

From the minute you know you're having a baby, right up to your child's 19th birthday (25 if your child has special educational needs), Norfolk Family Hubs are here to help.

[www.norfolk.gov.uk/familyhubs](http://www.norfolk.gov.uk/familyhubs)  
[www.justonenorfolk.nhs.uk/family-hubs](http://www.justonenorfolk.nhs.uk/family-hubs)



Are you interested in

## Volunteering?

Are you passionate about infant feeding?  
Would you like to support families on their  
feeding journey?  
Do you want to be part of a new volunteer  
initiative across the Norfolk community?

**Our infant feeding peer support  
volunteers will provide valuable  
emotional and practical infant feeding  
support to parents.**

This is a rewarding role where you can  
volunteer for a cause you feel  
passionately about, give back to your  
community and learn new skills along  
the way!

**For more details and to apply - see**

**<https://btr.im/Odlzo>**

**Questions? Contact [ccs.volunteers@nhs.net](mailto:ccs.volunteers@nhs.net)**

